



New England Gypsy Horse Club

2019


***New England Gypsy Horse Club
Gypsy and Open Horse Show
Patterns***

*September 14 & 15
Schaghticoke Fairgrounds
Schaghticoke, NY*

DOUBLE JUDGED

DOUBLE GVHS & GHRA (AMBASSADOR) POINTS

DOUBLE RIBBONS

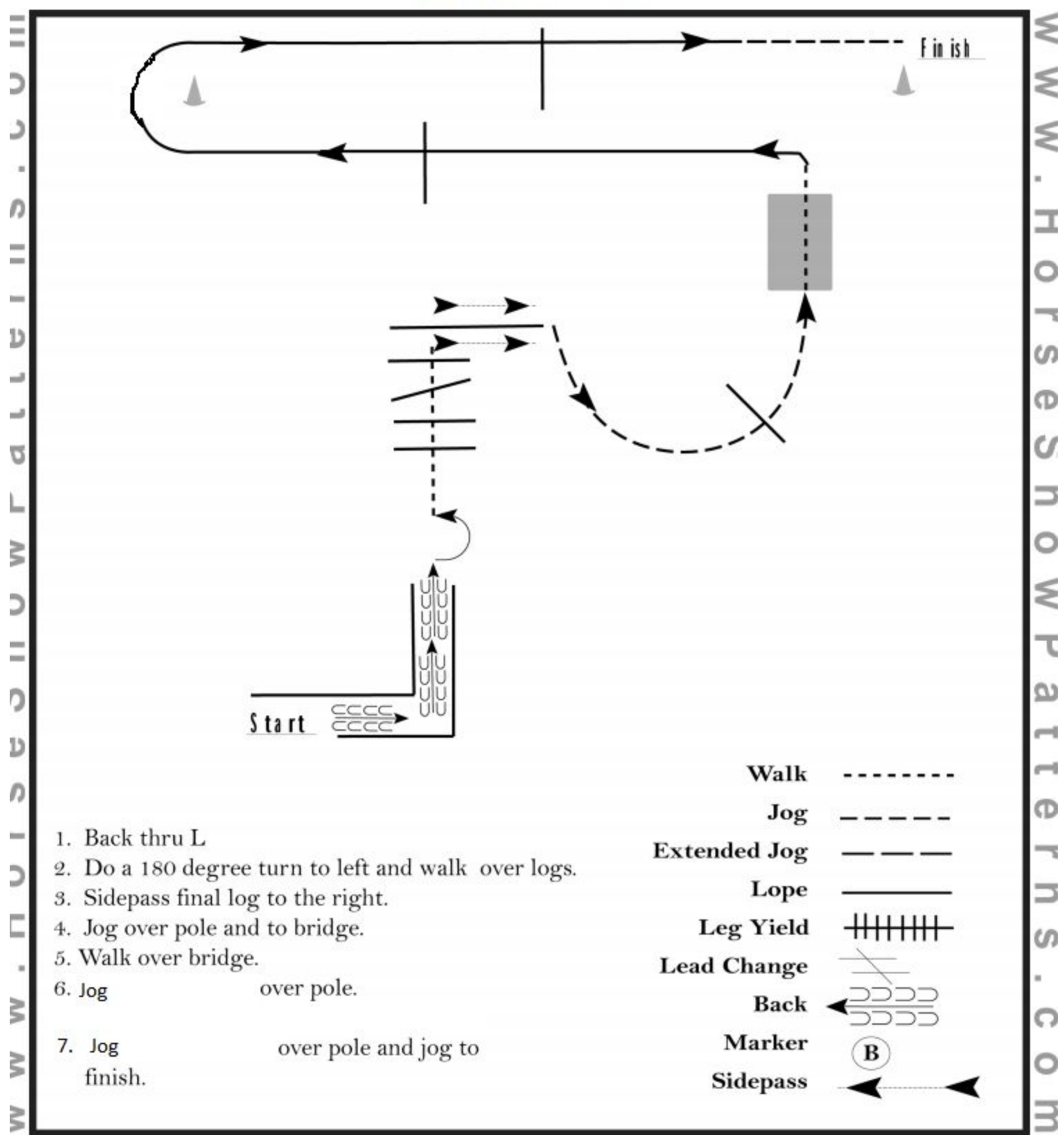


FULL CIRCLE FARM



WJ/WT & In Hand Trail (Jog for Lope)

Show Date: 09-14-2019

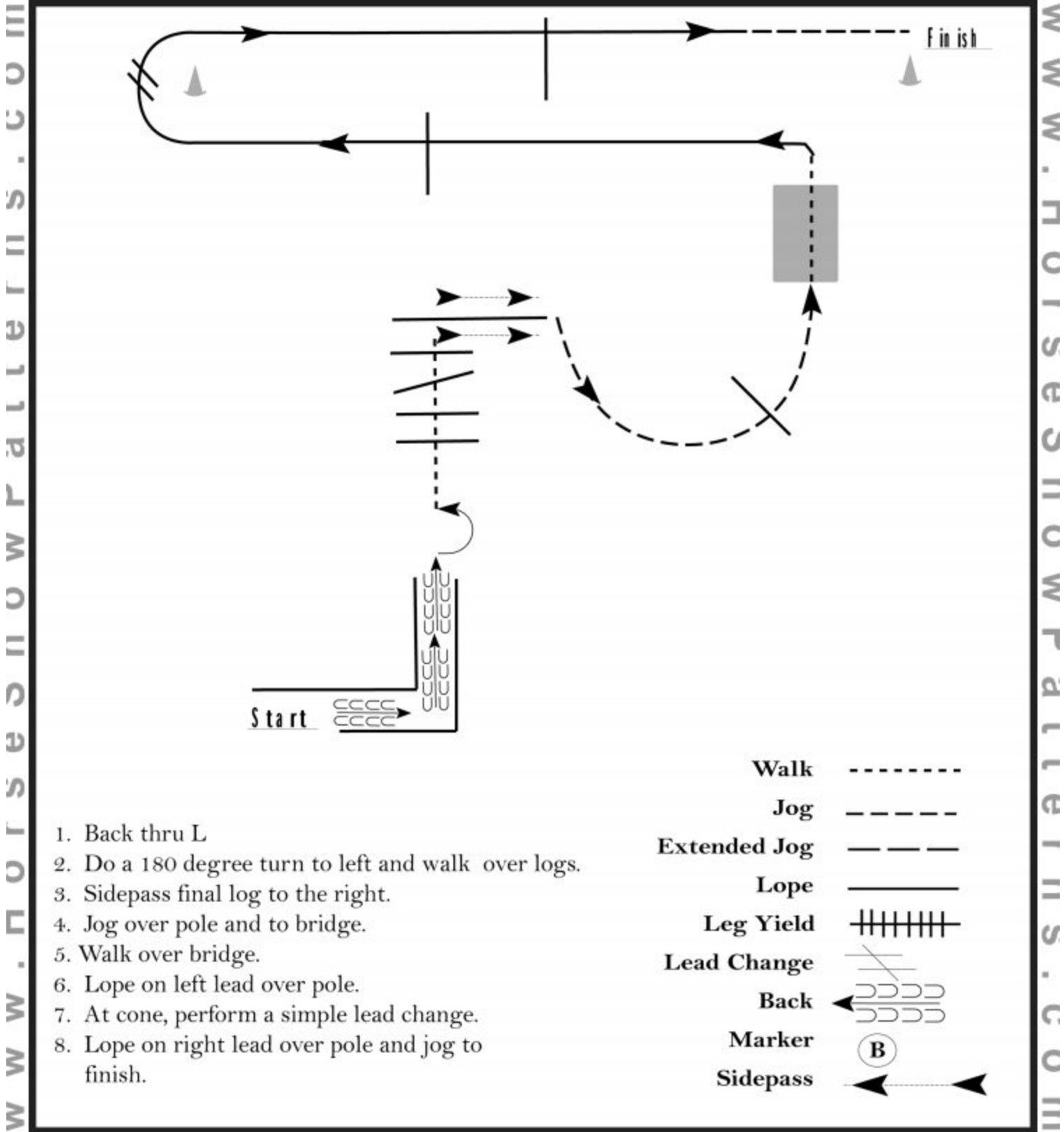


1. Back thru L
2. Do a 180 degree turn to left and walk over logs.
3. Sidepass final log to the right.
4. Jog over pole and to bridge.
5. Walk over bridge.
6. Jog over pole.
7. Jog over pole and jog to finish.

Walk
Jog	-----
Extended Jog	- - - - -
Lope	—————
Leg Yield	
Lead Change	///
Back	←←←
Marker	(B)
Sidepass	←-----←

All WTC & WJL Trail

Show Date: 09-14-2019

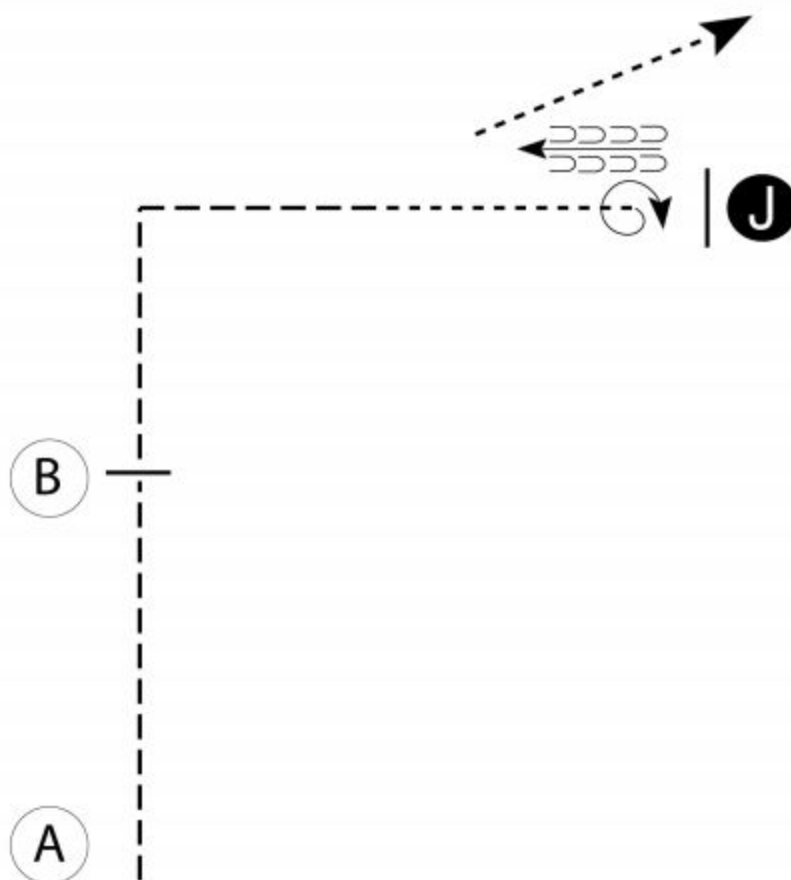


1. Back thru L
2. Do a 180 degree turn to left and walk over logs.
3. Sidepass final log to the right.
4. Jog over pole and to bridge.
5. Walk over bridge.
6. Lope on left lead over pole.
7. At cone, perform a simple lead change.
8. Lope on right lead over pole and jog to finish.

Walk	-----
Jog	-----
Extended Jog	-----
Lope	—————
Leg Yield	
Lead Change	///
Back	← C C C C
Marker	⊙ B
Sidepass	←-----→

All Showmanship (Class 1, 2 & 3)

Show Date: 09-14-2019



Be ready at A.

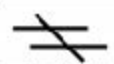

1. Trot from A to B.
2. At B, stop, set up, and hesitate.
3. Trot halfway to the Judge as shown.
4. Walk halfway to Judge.
5. Perform a 360 degree turn and set up for inspection.
6. When dismissed, back approximately one horse length.
7. Exit at a walk as shown.

Walk	-----
Trot	- - - - -
Back	← 〰〰〰
Marker	⊙ B
Judge	● J

Ranch Riding

1. Walk to the left around corner of arena.
 2. Trot
 3. Extend alongside of the arena and around the corner to center.
 4. Stop, side pass right
 5. 360 degree turn each direction (either way 1st)
 6. Walk.
 7. Trot.
 8. Lope left lead
 9. Extend the lope
 10. Change leads (simple or flying)
 11. Collect to the lope
 12. Extend trot
 13. Stop and back

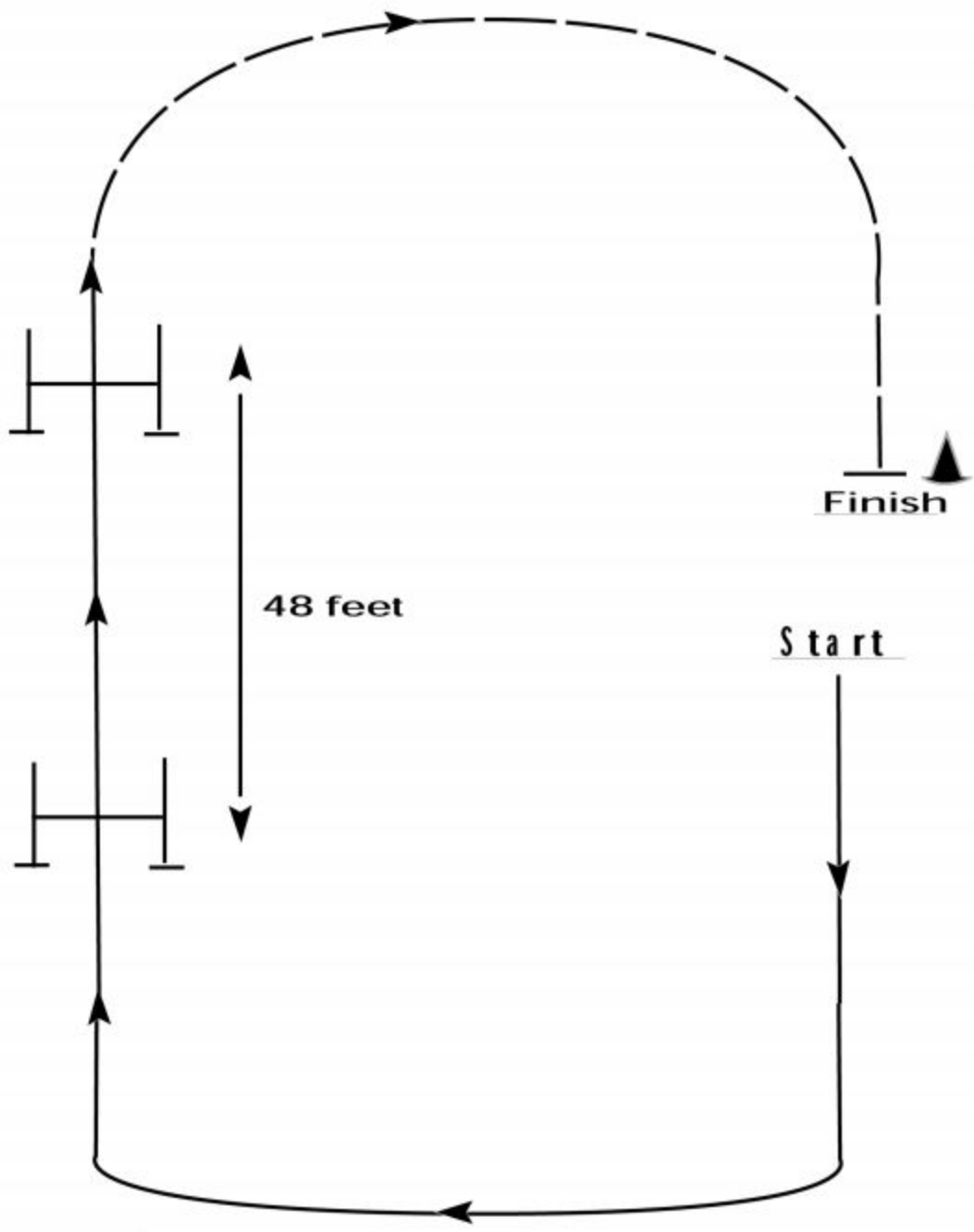
Legend:


- Walk (dotted line)
- Jog - - - - - (dashed line)
- Extended Jog - - - - - (long dashed line)
- Lope _____ (solid line)
- Lead Change  (two parallel lines with a diagonal slash)
- Back ←  (line with backward-pointing arrows)
- Marker (B) (circle with 'B')


Gypsy Hunter Hack


Show Date: 09-14-2019


M
A
R
C
H
A
P
T
E
R
I
V
I
N
G
C
O
N
T
E
N
T
S



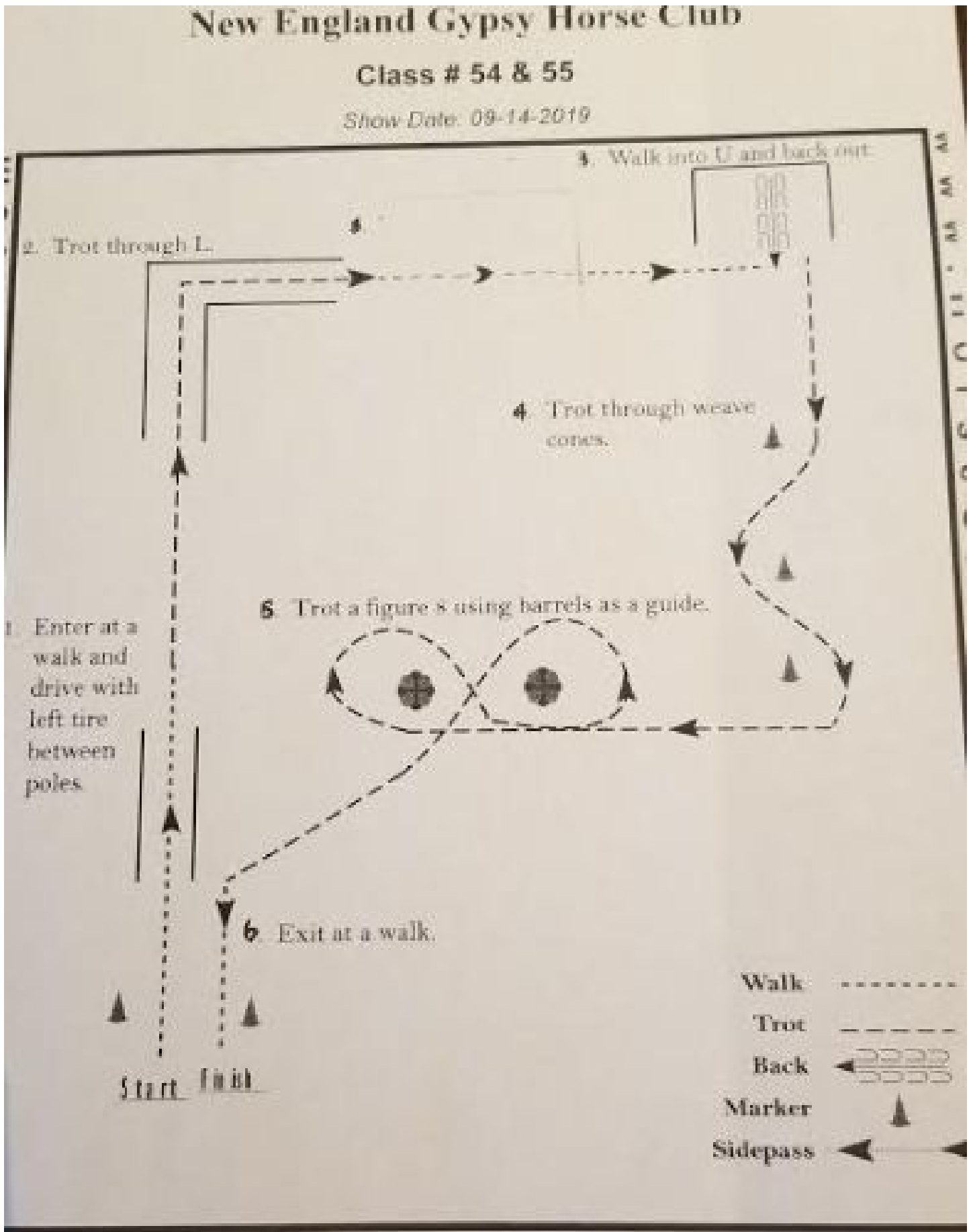
Canter 

Back 

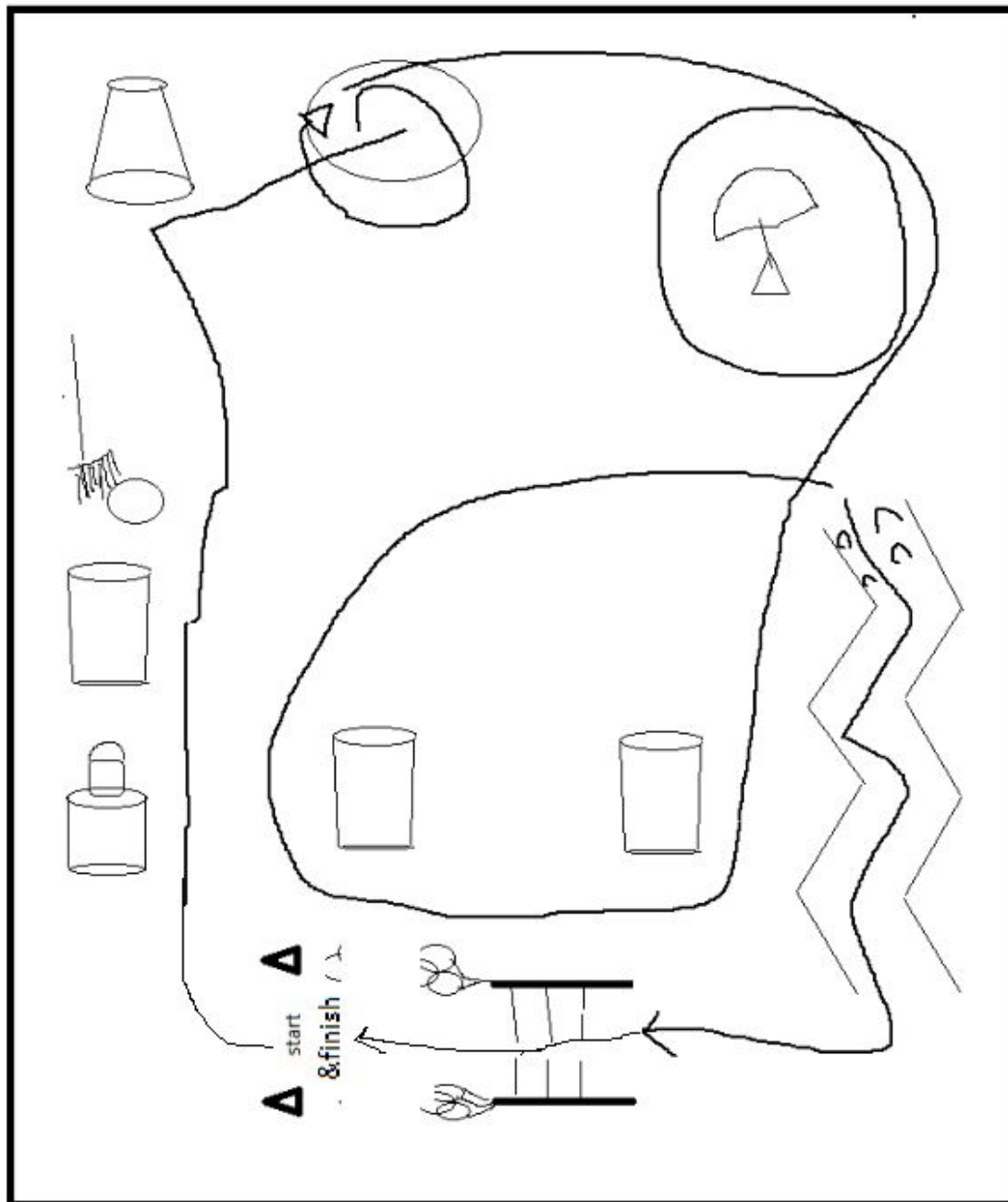
Hand Gallop 

Marker 

1. Fences are set approximately 48 feet apart.
2. After 2nd fence, hand gallop to marker and stop.
3. Drop your reins to signify completion.



TRAIL CHALLENGE CLASSES



TRAIL CHALLENGE

The timer will start as soon as you pass through the cones.

-Grab the bucket of water and carry it to the garbage can.

-Dump the water in the garbage can.

-Using the broom, dribble the ball and get it into the goal (garbage can).

-Enter the kiddie pool so that your horses back feet are in the pool and front feet are out. Make a 360 turn on the haunches. Exit the pool.

- Make a circle around the umbrella.

- Travel around both barrels.

- Back through the zig-zag.

-Turn and go through noodles and balloons.

The timer will stop once you pass through the cones